Address by
YH (Lower Primary)





Information Booklet for Parents

SCAN ME

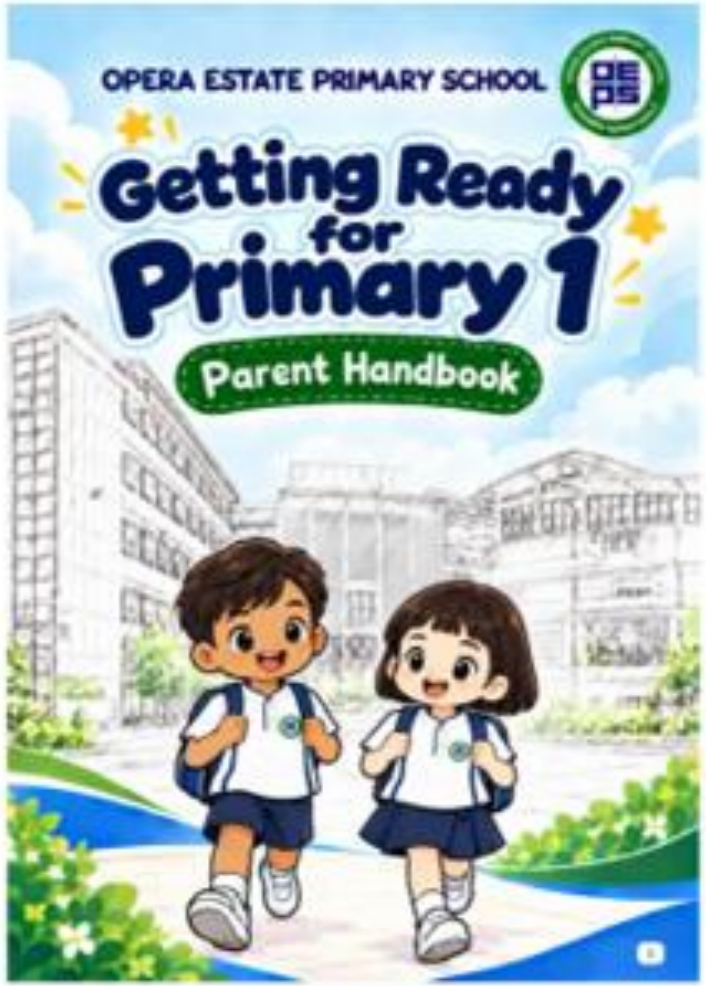

First Day of School

Monday, 4 January 2027

By 7.30 a.m.	**Report to the School Hall** Up to two parents or guardians may accompany each child.
After flag-raising	**Parents may leave school premise and return during child's recess.**
During recess	**Guide your child** Help them buy food, eat and clear up.
1.30 p.m.	**Dismissal**

Orientation activities continue throughout the first week.

P1 Name Tags

Wear the name tag and lanyard for the first two weeks.

Fill in your child's name and class, and tick how they'll go home on each card.

Day 1

My First Day of School

Opera Estate Primary School

My name: _____

My class: _____

How I go home (tick one):

- ☐ School bus number: _____
- ☐ Main Gate
- ☐ Canteen Gate
- ☐ SCC (Knowledge Park)
- ☐ Other: _____



Day 2 onwards

From Day 2 Onwards

Opera Estate Primary School

Name: _____

Primary 1: _____

How I go home (tick one):

- ☐ School bus number: _____
- ☐ Main Gate
- ☐ Canteen Gate
- ☐ SCC (Knowledge Park)
- ☐ With my sibling in OEPS
- ☐ Other: _____

My sibling's name: _____

Sibling's class: _____



Curriculum Hours

Mon, Tue, Thu & Fri	7.30 a.m. to 1.30 p.m.
Wednesday	7.30 a.m. to 12.30 p.m.
Recess	9.30 a.m. to 10.00 a.m.
Snack break	10 minutes daily between 12 noon and 12.30 p.m.

Parent reminders

- Arrive by 7.30 a.m. Pupils who arrive later will be marked late.
- If your child is unwell and will be absent, inform their Form Teacher via ClassDojo.

First Day Recess

Each class has 45 minutes to practise recess routines.

9.00 to 9.45 a.m.

P1 Respect (Rt)
P1 Responsibility (Ry)
P1 Integrity

9.45 to 10.30 a.m.

P1 Gratitude
P1 Humility
P1 Tenacity

Joining your child

On Day 1 only, parents may join their child at recess to guide your child in buying food, eating, clearing up and using the toilet. Teachers will help children whose parents are unable to attend.

Practise at home

Consider a packed meal if your child is still learning to buy food or handle money.
Practise opening containers, eating independently and packing up.

From Day 2 onwards, recess is from 9.30 to 10.00 a.m.

Recess Buddy Programme

5 to 12 January 2027

P4 buddies for our P1 pupils

- Get to know their P4 buddies
- Practise recess routines
- Find their way around school
- Feel more at ease knowing who to ask for help

Packing the School Bag

Build a daily routine by packing the school bag with your child.

Pack every day

- Student Handbook 2027
- Stationery
- Homework file
- Storybook
- Water bottle
- A light, healthy snack
- Packed recess meal or about $3

What to bring in the first week

Check pages 6 & 7 of the Parent Information Booklet for the day-by-day list.

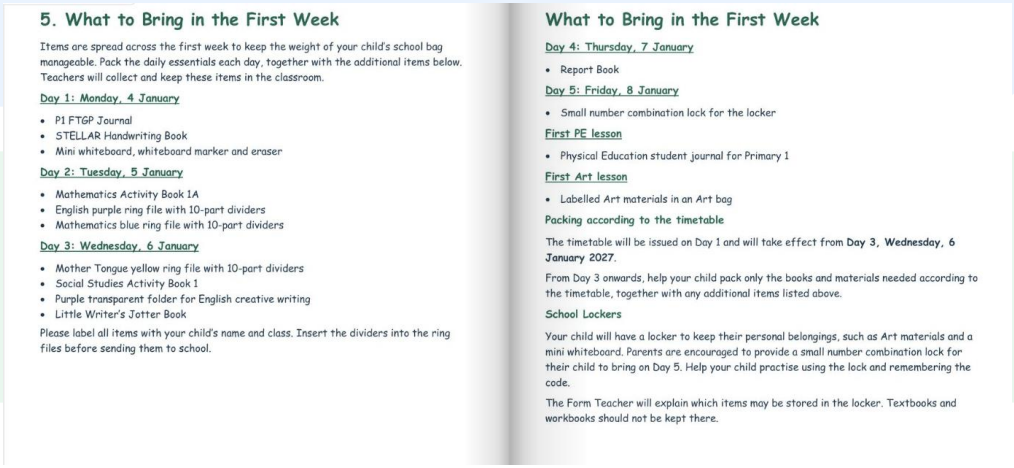

5. What to Bring in the First Week

Items are spread across the first week to keep the weight of your child's school bag manageable. Pack the daily essentials each day, together with the additional items below. Teachers will collect and keep these items in the classroom.

Day 1: Monday, 4 January

- P1 FTGP Journal
- STELLAR Handwriting Book
- Mini whiteboard, whiteboard marker and eraser

Day 2: Tuesday, 5 January

- Mathematics Activity Book 1A
- English purple ring file with 10-part dividers
- Mathematics blue ring file with 10-part dividers

Day 3: Wednesday, 6 January

- Mother Tongue yellow ring file with 10-part dividers
- Social Studies Activity Book 1
- Purple transparent folder for English creative writing
- Little Writer's Jotter Book

Please label all items with your child's name and class. Insert the dividers into the ring files before sending them to school.

What to Bring in the First Week

Day 4: Thursday, 7 January

- Report Book

Day 5: Friday, 8 January

- Small number combination lock for the locker

First PE lesson

- Physical Education student journal for Primary 1

First Art lesson

- Labelled Art materials in an Art bag

Packing according to the timetable

The timetable will be issued on Day 1 and will take effect from **Day 3, Wednesday, 6 January 2027**.

From Day 3 onwards, help your child pack only the books and materials needed according to the timetable, together with any additional items listed above.

School Lockers

Your child will have a locker to keep their personal belongings, such as Art materials and a mini whiteboard. Parents are encouraged to provide a small number combination lock for their child to bring on Day 5. Help your child practise using the lock and remembering the code.

The Form Teacher will explain which items may be stored in the locker. Textbooks and workbooks should not be kept there.

Student Handbook 2027

A gift from the school for every student.

Get to know school routines

Find school expectations and key information.

Keep track of the school day

Record homework and reminders, and use the handbook for notes between home and school.



Daily Silent Reading

Pupils read quietly at the start of the school day and at the start of English lessons.

This helps them enjoy books and build an independent reading habit.

Pack a lightweight storybook every day

Monday and Tuesday	**Mother Tongue storybook**
Wednesday to Friday	**English storybook**

Digital Devices

Device use on school premises

Students are not permitted to use electronic or mobile devices on school premises.

If your child needs to make a call

Remind them to ask a teacher or the General Office for help.

School Uniform

What to prepare

3 sets of school t-shirt

Wear the t-shirt every day.

2 pairs of shorts (boys) or skorts (girls)

To be worn on days where there is no PE/PAL.

2 pairs of PE shorts

Wear PE shorts on PE and PAL days.

SCAN ME

Scan for uniform information



School Dismissal

Go over the going-home routine with your child so they know where to go and who to meet.

School bus	**School Hall** Bus drivers fetch pupils from the hall.
School-based Student Care	**P1 classroom** SCC caregivers fetch pupils from their classrooms.
Going home with an older sibling (Day 2 onwards)	**In front of the bookshop** Older OEPS siblings fetch P1 pupils from the waiting area.
Parent or guardian pick-up	**Bus Stop Gate or Canteen Gate** Tell your child which gate to use. Teachers will accompany them.

School Gates

Help your child be familiar with the two school gates.



Main/Bus Stop Gate (along Fidelio Street)

Gate Opening Hours	
Morning Arrival	6.45 a.m. to 7.30 a.m.
Dismissal	1.30 p.m to 2 p.m.
Wednesday Dismissal	12.30 p.m. to 1 p.m.



Back/Canteen Gate (along Swan Lake Avenue)

Student Safety

- Use the designated drop-off points. Vehicles are not allowed to enter the school in the morning except on rainy days.
- Guide your child to use the traffic light and pedestrian crossing to cross safely.



Main/Bus Stop Gate (along Fidelio Street)



Back/Canteen Gate (along Swan Lake Avenue)

Student Safety

- Students taking bus service 42 will line up in an orderly queue at the designated area.





Student Safety

Guide your child to:

- Wear a safety helmet while cycling or scooting.
- Ride at a safe speed.
- Dismount when crossing at the pedestrian crossing.
- Lock the bicycle or scooter when parking in school premises.





Administrative Matter

P1 Student Details

- The Ministry of Education (MOE) requires your child's information to provide educational services.
- Submit via **Student Details Form** from **1 Dec 2026, 10 a.m.**:
  - https://pg.moe.edu.sg/forms/sdf
  - Services page on **Parents Gateway (PG) app**
  - Or scan the **QR code**
- **Deadline:** 31 December 2026
- **Either parent** can submit the details.

Administrative Matter

Edusave Account – Usage of Funds For Your Child's Education

What is Edusave?

- A government scheme to support Singaporean students' education.
- All SC students will have an Edusave account automatically opened for them and will receive a yearly contribution.

Use of Edusave Fund

- Enrichment programmes organized by the school and miscellaneous fees.
- Parents can sign up for Edusave standing order to use child's Edusave fund.



Administrative Matter

eGIRO Application

- **Payment via eGIRO**

  Parents are strongly encouraged to use **eGIRO** for school fees, enrichment programmes, and national examinations (PSLE), where applicable.

SCAN ME

- Parents can use any of the following 9 banks to sign up for eGIRO:



See you on 4 January 2027

